

***Innovations
for your success***

**The first single-row potato harvester
with a 6 t hopper
Added value for high performance and
careful crop handling**

**Single-row potato
harvesters
WM 4500
WM 6000**

WM 4500

Successful harvesting

You too can ensure harvesting success. With the new WM 4500 you will be able to achieve maximum quality combined with high performance. The total concept of the harvester is based on high throughput to ensure maximum return on your investment.



WM 6000

A truly impressive performance

The WM 6000 has redefined performance levels. The pick-up, sieving and separating systems have been designed to meet the most demanding requirements. With the 6 t hopper, secondary processing times are reduced considerably. Increased performance means increased profitability.




The first single-row potato harvester with a 6 t hopper!




Technology without compromise



The automatic lateral control system assists the driver and prevents damaged potatoes. It has been completely redeveloped and sensors mounted directly on the ridge roller scan the lifting track. This ensures that the pick-up remains in the row and the tractor driver can then concentrate on operating the potato harvester.




The on-board hydraulic system is supplied by a Sauer Danfoss LS pump. The load sensing system supplies the correct quantity of oil to each hydraulic component. This prevents oil heating and ensures that only the minimum amount of tractor power is used to carry out efficient lifting. Fuel savings are therefore achieved. An additional advantage is that the operation of the machine is particularly quiet.



The three-speed gear system is responsible for the distribution of power within the harvester. The gear system drives the sieving web and the haulm web. The low-maintenance universal-joint shafts are easily adjusted to achieve the correct speed required for the respective soil and haulm conditions. This enables a slow sieving web speed for careful crop handling to be combined, for example, with a fast haulm web speed for optimum separation in the case of firmly attached tubers.



The central tube frame design offers excellent accessibility for maintenance and ensures that the machine is also extremely easy to manoeuvre. The large wheel base provides optimum weight distribution between tractor and harvester and prevents lateral pull.



The sieved harvested crop is transferred on a virtually horizontal plane through the mesh of the haulm web. The low fall height and further transportation on the soft longitudinal hedgehog belt guarantees minimum damage. The pre-separation of clods, haulm and small stones increases the separating efficiency of the subsequent unit.

Highly efficient haulm removal



The large haulm web ensures high throughput. Offset separating fingers on the haulm web provide highly efficient separation and, in combination with the spring-loaded strippers, ensure that every last potato is separated from the haulm.

Pre-separation



The height of the pre-separation system is adjusted by means of a spindle to suit the conditions of the crop. The speed-adjustable deflector rollers are directly driven without the use of chains. This special configuration carefully transfers the crop onto the transverse running main separating belt.

Powerful drive



The longitudinal hedgehog belt of the pre-separation system is also equipped with a low-maintenance direct drive and its speed can be easily adjusted from the sorting table.

Impressive added value for your success

Added value through maximum efficiency

This single-storey machine offers the benefits of a large hopper to achieve maximum efficiency. Unproductive secondary processing times are therefore minimized.

The advantage to you: with the large 4.3 t and 6.1 t hoppers you can carry on harvesting when other machines have already had to stop to unload. This means longer runs, fewer interruptions for unloading and greater productivity.

Added value through increased yields

Short flow paths through the machine and smooth crop transfers. Crop flow redirected by only 180° to the hopper.

The advantage to you: minimum damage, optimum market yield and therefore maximum profits.

Added value through impressive load factor

What makes the new generation of WM single-row harvesters truly impressive is their unique load factor. The WM 6000 weighs less than the load capacity of the hopper. **The advantage to you:** as the harvester is easy to pull it can be used in all conditions and it also saves on fuel. You can save up to 10 litres per harvested hectare in comparison to conventional technology. The savings that can be made throughout an entire season are certainly impressive. It all adds up!



Added value through careful treatment of the soil

The huge 26.5 tyres make work easy. The harvester leaves behind an even soil surface which can be subsequently worked without the use of a plough.

The advantage to you: your most valuable asset – the soil – is treated carefully and by saving on subsequent work procedures you can also save money..

Added value through simplicity

The simplest solutions are often the best. The WM harvester offers you the benefits of an impressive linear machine design. There are no wearing drive mechanisms, fewer rotating parts and the machine features practical monitoring

functions – this all means a safer and more efficient harvest.

The advantage to you: you will save valuable time, which would otherwise be required for servicing and repairs.

And should a repair be required, well accessible units ensure that the work can be carried out quickly and economically.



LOAD FACTOR

Today's harvesting demands call for fuel savings and careful treatment of the soil. At the same time, there is an increasing need for harvesters to perform at maximum efficiency and at minimum costs.

WM Kartoffeltechnik took up this challenge at an early stage and today can offer customers a leading-edge concept.

With a load factor of 1 the WM 6000 machine weighs no more than the weight of the potatoes in its hopper when fully loaded. No other potato harvester of this type, currently available, can achieve this. Further evidence of innovations for your success!

Individual features

Robust Hopper



The double motor drive of the hopper guarantees reliability. A powerful starting torque always ensures that the endless floor is effortlessly set into motion and the intelligent unloading system empties the hopper completely in just a few seconds. The parallelogram action of the unloading mechanism increases performance through a quick and flat transfer.

Maximum loading capacity



The capacity can be used to its full extent with use of the hopper filling canvas. The automatic hopper filling mechanism ensures that the potatoes can be carefully loaded right up to the top edge and without manual readjustment as the machine automatically adjusts the fall height and feed of the conveyor. An acoustic signal informs the driver that full capacity has been reached.

Always on the level



The WM 4500 and WM 6000 have a hydraulic levelling mechanism for use on slopes. Automatic adjustment is also available as an option.

Additional agitation



A hydraulic rotary agitator is used to vibrate the sieving web. It ensures that the crop is not agitated too strongly and therefore prevents damage. By regulating the speed, the sieving intensity can be precisely controlled.

Efficiency guaranteed



A large collecting box with a sack filling facility is available for specifications featuring sorting rollers. For collecting trash, there is a stone collecting box which is operated from the tractor. This empties towards the centre of the machine and therefore creates no problems when manoeuvring.

Return system

In the case of specifications featuring a trash return belt, sorting can take place either from the trash belt itself or alternatively the trash can be diverted back into the sieving channel by adjusting a flap. This can be used to reduce the number of sorting personnel required and therefore to increase efficiency.



Impressive performance

A superior sorting area offers major benefits. The WM harvester has an impressive sorting area which features spacious standing room. Up to five people can work on the level platforms and work can therefore be carried out with maximum efficiency. The waste chutes are conveniently positioned and access to the adjustment unit is possible from both sides. A weather protection cover for the complete standing area is available as an option.

Robust hitch

As standard, the WM harvesters are equipped with a yoke coupling which is attached underneath the harvester. The universal-joint shaft can therefore move freely and the tractive efficiency of the tractor is improved. A trailer hitch ball coupling, available as an optional extra, makes operation even easier.



Profit from the added value offered by a new generation of harvesters

The hopper loading belt can be lowered for optimum care of the potatoes. Automatic fall height adjustment is available as an optional extra for increased efficiency.

Spacious platform for efficient sorting. The sorting personnel work at a distance from the separating unit in a low-dust area.

Wide-meshed haulm web. Optimum suitability for green haulm right through to dead haulm as a result of speed and stripper adjustment. Rubberized separating fingers also deal effectively with late weed growth.



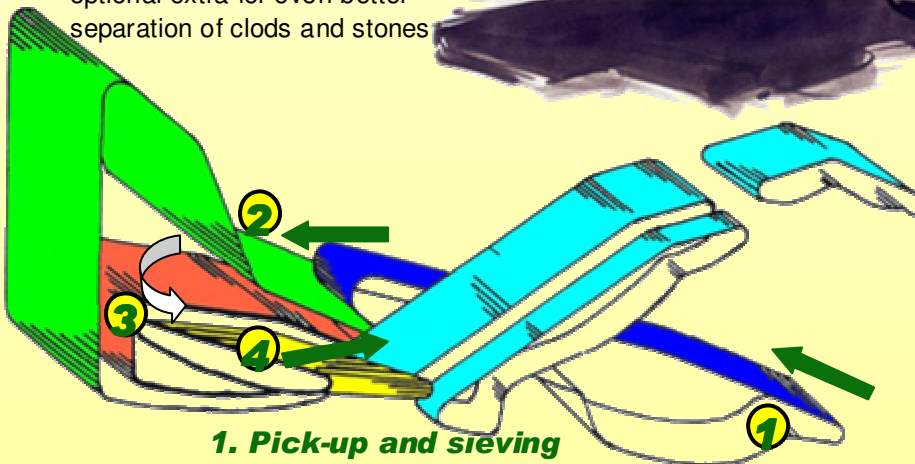
Trailed ridge pickup with large haulm intake rollers and spring-loaded, trailed disk coulters. For problem-free harvesting even in adverse conditions.

New separating system. Wide hedgehog belt with special soft nubs. Triple rollers as standard equipment, rotary finger comb available as an optional extra for even better separation of clods and stones.

Large hopper with parallelogram unloading system. Low unloading angle means short unloading times.



Large 22.5" - 425 tyres. Optional width of up to 600 mm available for harvesting in difficult conditions or in the case of soil with poor loading bearing characteristics. The WM 6000 features 26.5 tyres. The large diameter alone creates a 35% larger contact patch.



1. Pick-up and sieving

- The large surface area of the sieving web, in combination with the range of agitator settings available (3 agitation speeds possible), provides an impressive range of additional sieving options for a single-row harvester.
- The low incline of the web prevents the crop from rolling back and ensures careful transportation of the crop.

2. Haulm separation and transfer

- Haulm separation is particularly effective because the crop flow is sieved completely prior to the haulm separating stage.
- The angled longitudinal hedgehog belt (with minimum fall height) conveys the crop in the flow direction (no change of direction).
- The longitudinal and transverse hedgehog belts are supplied as standard with a V-profile, an H-profile is also available as an optional extra.
- The hedgehog belt installed in the longitudinal direction can be positioned very closely to the transfer point of the sieving web. An inclined arrangement would increase the fall height.

3. Pre-separation

- The direction change of the crop flow and transfer onto the main separating system is carefully carried out with the help of a double stripper roller.
- The distance between the double stripper roller and the longitudinal hedgehog belt can be precisely set and, if required, the machine can separate undersized tubers, as well as stones and clods.

4. Clods and stone separation

- The latest development of the hydraulically driven separating units features the new rotary comb, which is available as an optional extra in place of the deflector rollers.
- The fingers, which are particularly soft, ensure that even the largest clods and stones are efficiently transported back into the required discharge position, therefore preventing inaccurate separation.

Technical data on the WM single-row potato harvester

Technical data	WM 4500	WM 6000
Length (without drawbar)	8.750 mm	8.850 mm
Width	3.000 mm	
Height	3.550 mm (22,5" tyres)	3.600 mm (26,5" tyres)
Weight	4.750 kg	5.550 kg
Hopper capacity	Approx 4.300 kg	Approx 6.100 kg
Hopper width	1.600 mm	1.800 mm
Transfer height	4.150 mm	
Drawbar length	1.750 mm	1.950 mm
Track (flange dimension)	2.350mm	
Sieving web width	750 mm	
Sieving web surface area	3.350 m ²	
Haulm web width	850 mm	
Haulm web surface area	3,104 m ²	
Longitudinal hedgehog belt width	850 mm	
Longitudinal hedgehog belt surface area	2,255 m ²	
Transverse hedgehog belt width	800 mm	
Transverse hedgehog belt surface area	1,060 m ²	
Preseparation with hydraulically driven double deflector rollers		
Main separation with 3 hydraulically driven deflector rollers		
Sorting web width	750 mm	
Trash web width	300 mm	
Tractor power requirement	from 55 KW	
Mechanical drive power take-off shaft	540 rev/min	
Row width	650 bis 900 mm	
Pick-up	580 mm	
Haulm intake rollers diameter	400 mm	
Sorting platform	1-6 Personen	

Technical information correct at time of printing 1/06. Subject to alteration.

Added value comes as standard!

- 40 km/h compressed air brakes, TÜV certification
- Hydraulic axle and drawbar steering
- 425/65 – 22.5" tyres WM 4500
- 500/60 – 26.5" tyres WM 6000
- Independent hydraulics with hydraulically driven longitudinal and transverse hedgehog belt
- Twin-blade share with angle adjustment
- Haulm deflector skids
- Spring-loaded haulm intake rollers
- Hopper with soft padding and parallel discharge system

In this brochure we have outlined our "Innovations for success". However, there are many more good reasons for choosing a WM potato harvester. Contact your nearest WM Kartoffeltechnik dealer if you would like to find out more, or if you would like to arrange an individual consultation or see a machine in operation.

WM Kartoffeltechnik GmbH
 Wilhelm Hörmes Str. 54
 D-47877 Willich
 Telefon: +49 (0)2154 / 9559-60 Fax 70
 Info@WM-Kartoffeltechnik.de
 WWW.WM-Kartoffeltechnik.de

